

How Deer Are Important (2 - 5)

Lesson Plan (1 hour)

Materials:

- Deer Tote
- Photocopy of students' sheets
- World Map

As you introduce yourself to the teacher; tell them you will need their assistance to help the students look at the clothing tags

- Students in desks or on carpet (prefer in desks with a pencil).
- Check if document camera is available.
- If possible, have students get their coats and put onto their chairs.

Objectives:

- students will use their senses to interpret observations (from BC IRP's: "describe how animals are important in the lives Indigenous peoples in BC")
- students will be able to describe how animals (deer) are important in the lives of Indigenous peoples in BC (Stó:lō)

Introduction

1. Introduce Yourself

- Introduce yourself (name, title, where you are from, who you are as an Indigenous Person)
- Acknowledge the territory. "We acknowledge that we reside on the traditional ancestral unceded shared territory of the Sumas and Matsqui First Nations, Sumas and Matsqui First Nations have lived in the Fraser Valley for at least 10,000 years.
- Ask who are Indigenous people? (Answer: 3 groups, First Nations Métis and Inuit People).
- What First Nations are here in Abbotsford? Who's territory are we on right now? (answer: The First Nations people here in Abbotsford are the Stó:lō people)

2. Introduce the Presentation

A) Importance of Deer to Stó:lō People

We are going to find information about where our clothes are from AND how deer are/were important to Stó:lō people.

- show picture of the deer, place up on board

Presentation:

Now, we need to investigate tags and the information we can get from them.

- Show the blanket to the students.
- Here is a blanket!
- Who here has a blanket at home (all hands should be raised)? Excellent, everyone has a blanket.
- Where would I find out where the blanket is from? Information like, about where it is from and what it is made from.
Hands up! (Answer: the tag/the label) YES!

Show label on the blanket.

Here is a close-up of this label (show larger image by a photocopy or document camera).
On the label we can find out where it is from. Read the label out loud.

Where is this blanket from?

Hands up! (answer: China) YES!

What is the blanket made from?

Hands up! (Polyester) YES!

Handout Time

Hand out Worksheet (have students hand out).

We are going to find out more information about your coat and shirts and where they are from and what they are made from – using a worksheet.

For those waiting, what should you be getting out of your desk? (answer: pencils)

Introduction to the worksheet

Please put your name on the worksheet! (wait time... 'good job- thank you')

- We are going to work on the blanket **column**. **Everyone put your finger on the picture of the blanket.** (check around and look at all students with finger on picture). **Now put your finger on the box below the blanket,** looking at the tag information: **“Where was our blanket made?” Hands up!** (Answer: It was made in China) - Excellent, now print the word “China” on the line in the second box. (wait for all to finish) - Write “China onto the board.
- **What is the blanket made from? Hands up!** (Answer: It is made from 100% Polyester) - Excellent, now circle the word “polyester”. (wait for all to finish)

Students turn

Now When I say GO, I want you to:

- You are going to look at your shirt and coat tags and write it onto your worksheet.
- You can find tags either at the collar or on the inside of the shirt and the same with your coat.
- I am not worried about spelling – do your best.
- You may hear/see different countries, like Bangladesh!
- You may work with a partner!

READY---GO!

Time is spent helping with tags. Stop when they have ALL finished column 1 and SOME have finished the 2nd column.

Okay! 1 more minute to finish up!

Wait the minute and do a count down.

10, 9, 8, 7, 6, 5, 4, 3, 2, 1, everyone back to your desk.

World Map

(You will have to know the places in the world)

This is a world map. Who has seen a world map before? Hands up.”

Introduce/point to where Abbotsford is on the world map.

“Our blanket is from China.”

Put a sticky note on the country.

Repeat until ALL countries are placed on the map.

Observations of the World Map

QUESTION: **How did our clothes get from these countries to Abbotsford?** (answers will be around transportation) True! Because we do not fly or ship to china to get our clothes, our clothes come to our stores.

QUESTION: **Do our clothes come from far away or close by?** (answer: far away)

Stó:lō Territory

Now! Stó:lō people a long time ago, were able to get all their clothes from just Abbotsford area. (point to map)

“Everything that was needed was found in this are from Mountain to Mountain.” From Mt. Baker to Golden Ears Mountain.

Many years ago (10,000 years ago) the Stó:lō people that lived right here and in this area needed clothing to protect themselves from the weather, just like you do. They also needed other items to help them live their lives, like you do. But, there was no mall, no Superstore, no stores to buy their items in.

We are going to look at one animal – the Deer!

Show or tell the deer items and build DISPLAY!

Once the hunters go out and get the deer, they’ll get the skin off the deer. Always go back to picture of deer.

THE SKIN

And then they’ll process it and then they’d cut and sew something like this.

- Show the Dress and build display. They could also make something like this.
- Show the shirt. What I like about this item is the buttons are made from deer antler! Put shirt on display.
- Show gloves. They needed to keep their hands warm so they would make these. Put gloves on display.
- Show small bag. They needed to keep personal items with them like items to make fire, they would make these. Also, there is a button made from bone. Put small bag on display.
- Show drum. They also made musical instruments. This is a hand drum. The skin is not treated the same, therefore, it is hard and stiff.

THE SINEW

- Still showing the drum.
- On the back is sinew. Inside the deer is a connective tissue that connects the muscle to the bone.
- **What can we do with really strong string?** (Answers: Tools, fishing, rope)

THE MEAT

- Tell about the meat. The hunters would also get the meat from the deer. Deer would feed the family for a long time. That is like the packages of meat at the store now! It would feed your family for a while!

THE ANTLERS

- Show the antlers.
- **What sorts of things can you make with antlers?** (Answers: are varied, tools artwork, buttons, fishhooks, sewing needles, chisels, wedges, knives, rings, hair combs, moving things around.)

THE BONES

- Show the bone.
- **What sorts of things can you make with bones?** (Answers are varied, tools, cooking/deer broth, game pieces, slahal, fishhooks, sewing needles, chisels, wedges, knives, rings)

Closing

I want you to rate my questions! Show me!! Little bit (show), kind of/medium (show), or real lot (show)

HOW IMPORTANT IS THE DEER TO STÓ:LŌ PEOPLE? (Answer: very/a lot)

WHY? (Answers: Because it gives food, clothing, tools)

Give yourselves a pat on the back.

Time to pass the items around!

Show patter of how to pass items.

I'm going to show you a Stó:lō way of showing respect (show hands up). Thank you/ Kwas hoy. You've been a good class. Thank you to your teacher for inviting me.



CA 51122

MADE IN CHINA/ FABRIQUÉ EN CHINE

100% POLYESTER

100 % POLYESTER

TWIN/ 1PLACE - UPC7-78267-94933-1

WASH BEFORE FIRST USE.
MACHINE WASH IN COLD WATER
ON GENTLE CYCLE.

DO NOT BLEACH.

TUMBLE DRY AT LOW TEMPERATURE.
DO NOT IRON. DO NOT DRY CLEAN.

LAVER AVANT LA PREMIÈRE UTILISATION.

LAVER À LA MACHINE À L'EAU FROIDE
AU CYCLE DÉLICAT.

NE PAS JAVELLISER.







SÉCHER À LA MACHINE
À BASSE TEMPÉRATURE.

NE PAS REPASSER.

NE PAS NETTOYER À SEC.

Where is it from?

Name: _____

<p>Blanket</p> 	<p>Shirt</p> 	<p>Coat</p> 
<p>Where is it made?</p> 	<p>Where is it made?</p> 	<p>Where is it made?</p> 
<p>What is it made of?</p> <p>COTTON NYLON POLYESTER COTTON/POLYESTER MAN MADE MATERIALS</p> <p>_____</p>	<p>What is it made of?</p> <p>COTTON NYLON POLYESTER COTTON/POLYESTER MAN MADE MATERIALS</p> <p>_____</p>	<p>What is it made of?</p> <p>COTTON NYLON POLYESTER COTTON/POLYESTER MAN MADE MATERIALS</p> <p>_____</p>